



Obstetrics Report

Patient / Exam Information

Date of Exam: 24.02.23

Patient ID E76354-23-02-24-1  
 Name Maria, Dragneva  
 DOB, Age 13.10.1986, 36  
 Sex Female  
 Gravida 2  
 Para 1  
 AB 1  
 Ectopic  
 Fetus 2

LMP 20.11.2022 DOC EDD(LMP) 27.08.2023 GA(LMP) 13w5d  
 A GA(AUA) 14w2d B GA(AUA) 14w1d  
 A EDD(AUA) 23.08.2023 B EDD(AUA) 24.08.2023

Perf. Phys. Ref. Phys. Sonographer  
 Comment Varna Indication

EFW (Hadlock)	Value	Range	Age	Range	GP (Hadlock)
A AC/BPD/FL/HC	91g	± 13g	13w6d		62.6%
B AC/BPD/FL/HC	88g	± 13g	13w5d		52.5%

2D Measurements	AUA	Value	m1	m2	m3	Meth.	GP	GA
A BPD (Hadlock)	<input checked="" type="checkbox"/>	2.57 cm	2.57			avg.	73.1%	14w3d
A OFD (HC)		3.01 cm	3.01			avg.		
A HC (Hadlock)	<input checked="" type="checkbox"/>	9.05 cm	9.05			avg.	41.8%	14w0d
A HC* (Hadlock)	<input type="checkbox"/>	8.78 cm	8.78				31.7%	13w6d
A AC (Hadlock)	<input checked="" type="checkbox"/>	7.97 cm	7.97			avg.	78.7%	14w3d
A FL (Hadlock)	<input checked="" type="checkbox"/>	1.32 cm	1.32			avg.	51.8%	13w6d
A HL (Jeanty)	<input checked="" type="checkbox"/>	1.52 cm	1.52			avg.	80.1%	14w2d
A CRL (Hadlock)	<input checked="" type="checkbox"/>	8.60 cm	8.60			avg.	88.2%	14w4d
A NT		1.80 mm	1.80'			avg.		
B BPD (Hadlock)	<input checked="" type="checkbox"/>	2.54 cm	2.54			avg.	69.7%	14w3d
B OFD (HC)		3.30 cm	3.30			avg.		
B HC (Hadlock)	<input checked="" type="checkbox"/>	9.32 cm	9.32			avg.	52.5%	14w2d
B HC* (Hadlock)	<input type="checkbox"/>	9.21 cm	9.21				48.1%	14w1d
B AC (Hadlock)	<input checked="" type="checkbox"/>	7.90 cm	7.90			avg.	77.2%	14w2d
B FL (Hadlock)	<input checked="" type="checkbox"/>	1.24 cm	1.24			avg.	41.2%	13w5d
B HL (Jeanty)	<input checked="" type="checkbox"/>	1.38 cm	1.38			avg.	60.6%	13w6d
B CRL (Hadlock)	<input checked="" type="checkbox"/>	8.24 cm	8.24			avg.	76.7%	14w1d
B NT		1.50 mm	1.50'			avg.		

2D Calculations	A	B	Range
CI (BPD/OFD)	85%	77%	(70 - 86%)

Name: **Maria, Dragneva**Patient ID: **E76354-23-02-24-1**

2D Calculations	A	B	Range
FL/AC	17%	16%	(20 - 24%)
FL/BPD	51%	49%	(GA: OOR)
FL/HC (Hadlock)	0.15	0.13	(GA: OOR)
HC/AC (Campbell)	1.14	1.18	(1.14 - 1.31)

Doppler Measurements	Value	m1	m2	m3	m4	m5	m6	Met
<b>Left Uterine</b>								
PS	81.06 cm/s	81.06						max
ED	25.99 cm/s	25.99						max
TAmx	37.29 cm/s	37.29						max
MD	22.39 cm/s	22.39						max
RI	0.68	0.68						avg
PI	1.48	1.48						avg
S/D	3.12	3.12						avg
HR	81 bpm	81						max
<b>Right Uterine</b>								
PS	105.61 cm/s	105.61						max
ED	21.02 cm/s	21.02						max
TAmx	40.45 cm/s	40.45						max
MD	20.25 cm/s	20.25						max
RI	0.80	0.80						avg
PI	2.09	2.09						avg
S/D	5.02	5.02						avg
HR	80 bpm	80						ma
<b>A Ductus Venosus</b>								
S	-44.34 cm/s	-25.39	-44.34	-27.73				ma
TAmx	-33.50 cm/s	-19.16	-33.50					ma
a	18.73 cm/s	-7.84	-9.25	18.73				ma
D	-37.51 cm/s	-21.18	-37.51					ma
PI	0.99	0.92	1.05					av
S/a	3.17	3.24	4.79	-1.48				av
a/S	0.40	0.31	0.21	-0.68				av
PVIV	0.89	0.83	0.94					av
PLI	1.05	0.69	0.79	1.68				av
HR	158 bpm	155	158					m
<b>B Ductus Venosus</b>								
S	33.33 cm/s	-29.34	33.33					m
TAmx	-19.80 cm/s	-19.80						m
a	-11.92 cm/s	-7.91	-11.92					m

Name: **Maria, Dragneva**

Patient ID: **E76354-23-02-24-1**

**Doppler Measurements**

	Value	m1	m2	m3	m4	m5	m6
<b>B Ductus Venosus</b>							
D	-23.33 cm/s	-23.33					
PI	1.08	1.08					
S/a	3.26	3.71	-2.80				
a/S	0.32	0.27	-0.36				
PVIV	0.92	0.92					
PLI	1.05	0.73	1.36				
HR	207 bpm	207					

**Fetal Anatomy**

**Head / Neck**

Cranium **normal**

**Face**

Nose **normal**

Profile **normal**

Lips **normal**

**Thorax**

Thorax **normal**

Diaphragm **normal**

**Heart**

4-chamber view **normal**

LVOT-view **normal**

RVOT view **normal**

**Abdomen**

Cord insertion **normal**

Kidneys **normal**

Genitals **normal**

Stomach **normal**

Bladder **normal**

**Spine**

Cervical spine **normal**

Lumbar spine **normal**

Thoracic spine **normal**

Sacral spine **normal**

**Placenta**

Placenta Location **posterior**

Placenta Grade **0**

Placenta Cord Insertion **normal**

**General**

3 Vessel Cord **3 vessel cord**

Amniotic Fluid **normal amount**

**Fetal Anatomy**

**Head / Neck**

B

Name: **Maria, Dragneva**

Patient ID: **E76354-23-02-24-1**

**Fetal Anatomy**

**Head / Neck**

Cranium **normal**

**Face**

Nose **normal**

Profile **normal**

Lips **normal**

**Thorax**

Thorax **normal**

Diaphragm **normal**

**Heart**

4-chamber view **normal**

LVOT-view **normal**

RVOT view **normal**

**Abdomen**

Cord insertion **normal**

Kidneys **normal**

Genitals **normal**

Stomach **normal**

Bladder **normal**

**Spine**

Cervical spine **normal**

Lumbar spine **normal**

Thoracic spine **normal**

Sacral spine **normal**

**Placenta**

Placenta Location **posterior**

Placenta Grade **0**

Placenta Cord Insertion **normal**

**General**

3 Vessel Cord **3 vessel cord**

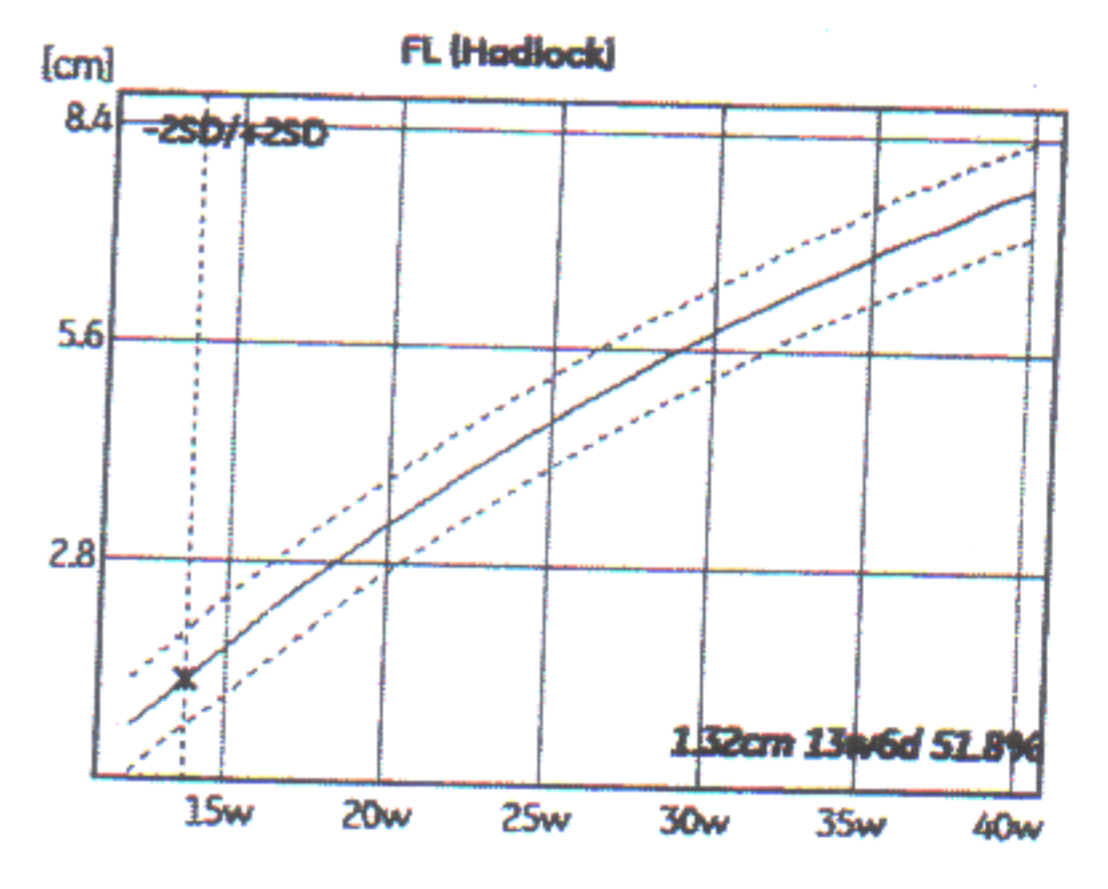
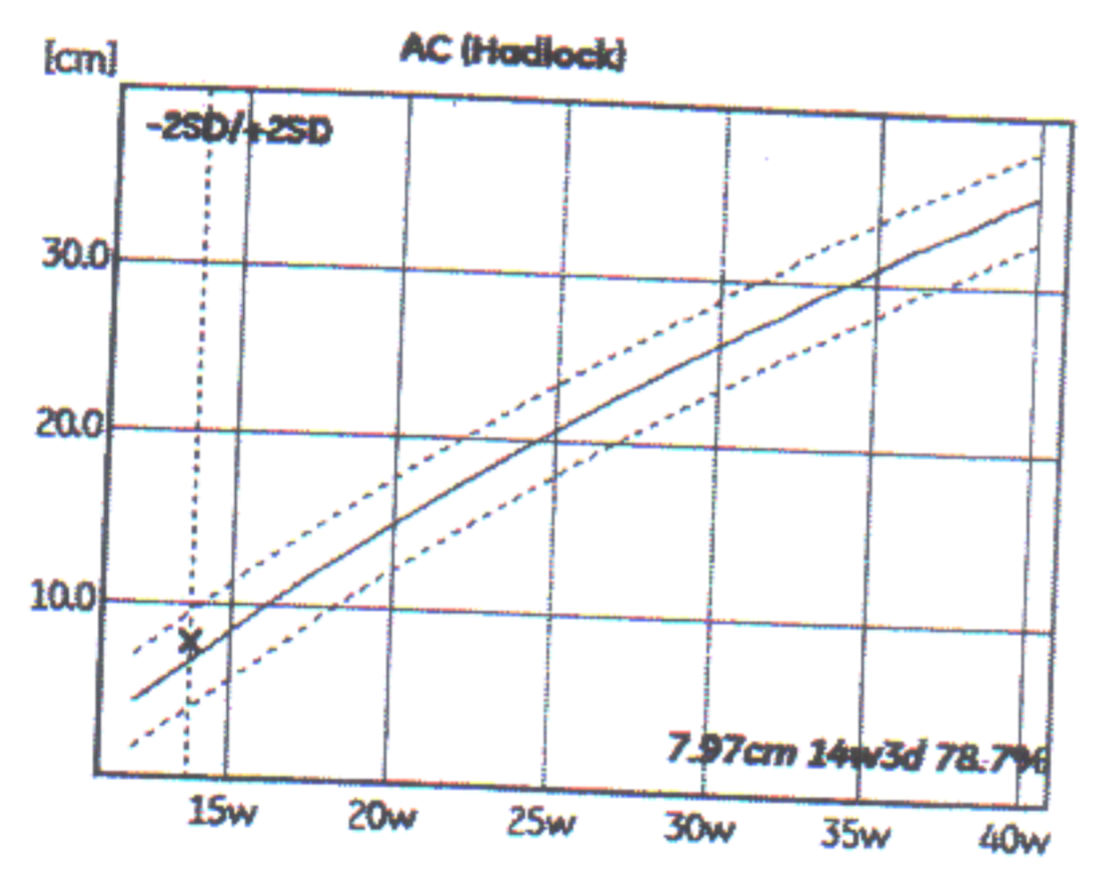
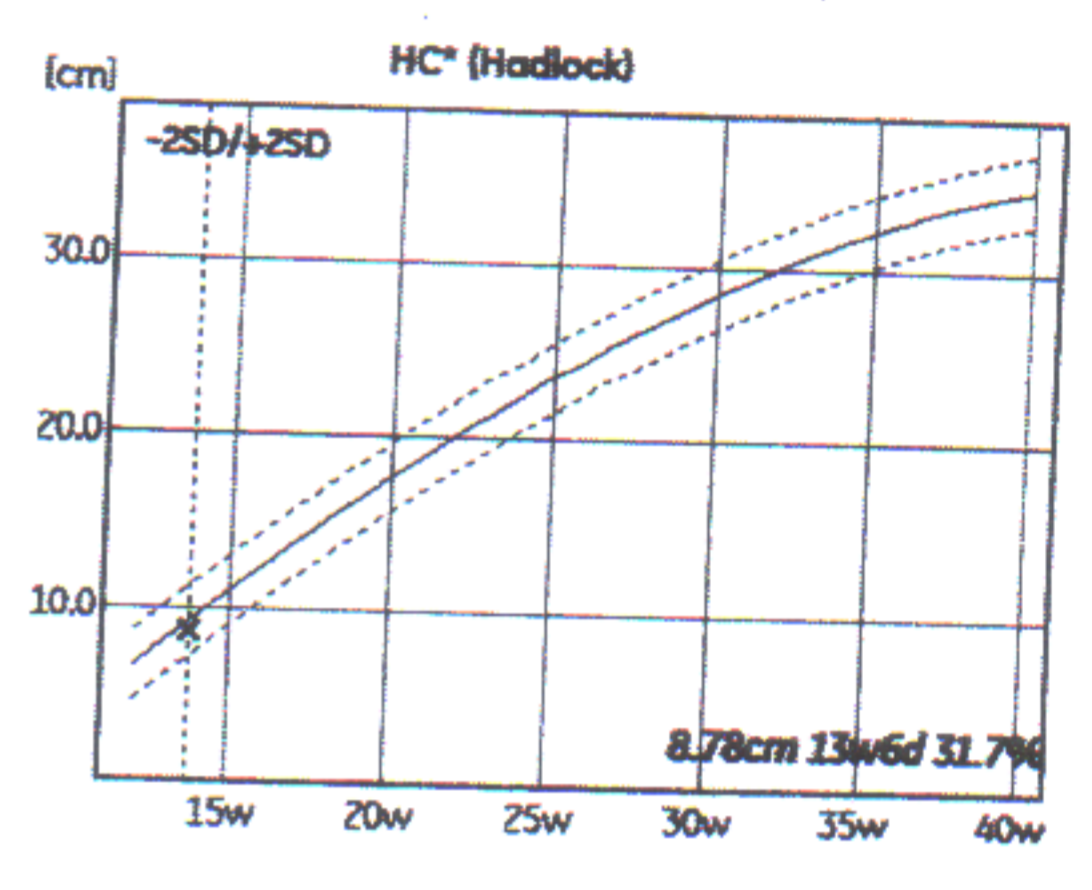
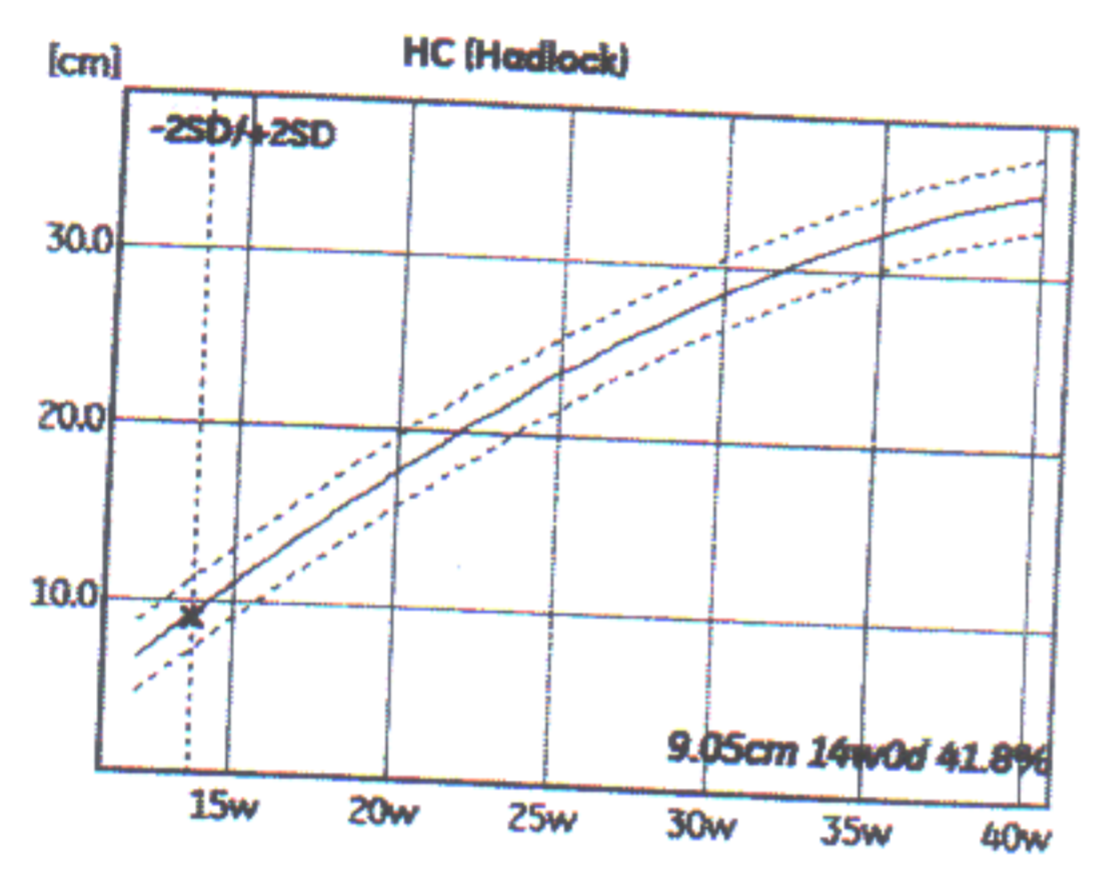
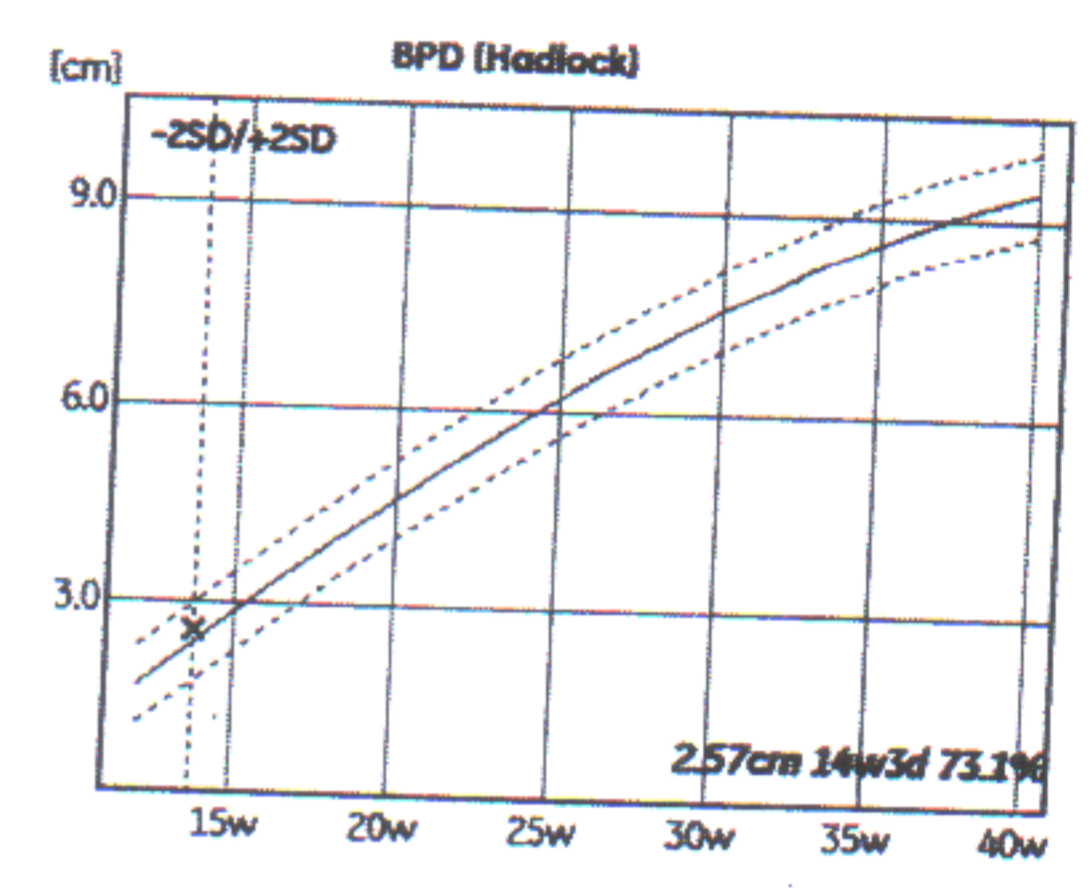
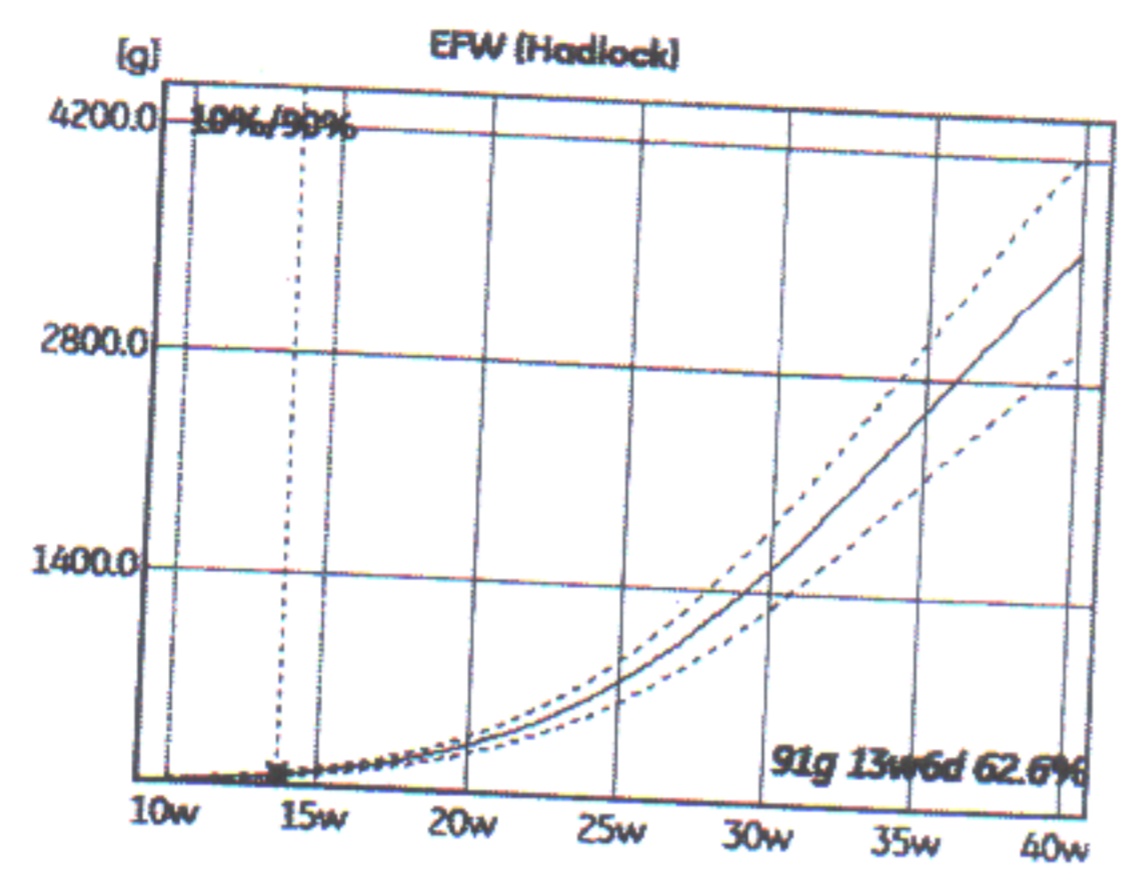
Amniotic Fluid **normal amount**

Name: Maria, Dragneva

Patient ID: E76354-23-02-24-1

Fetus: A

GA Reference: GA(LMP)



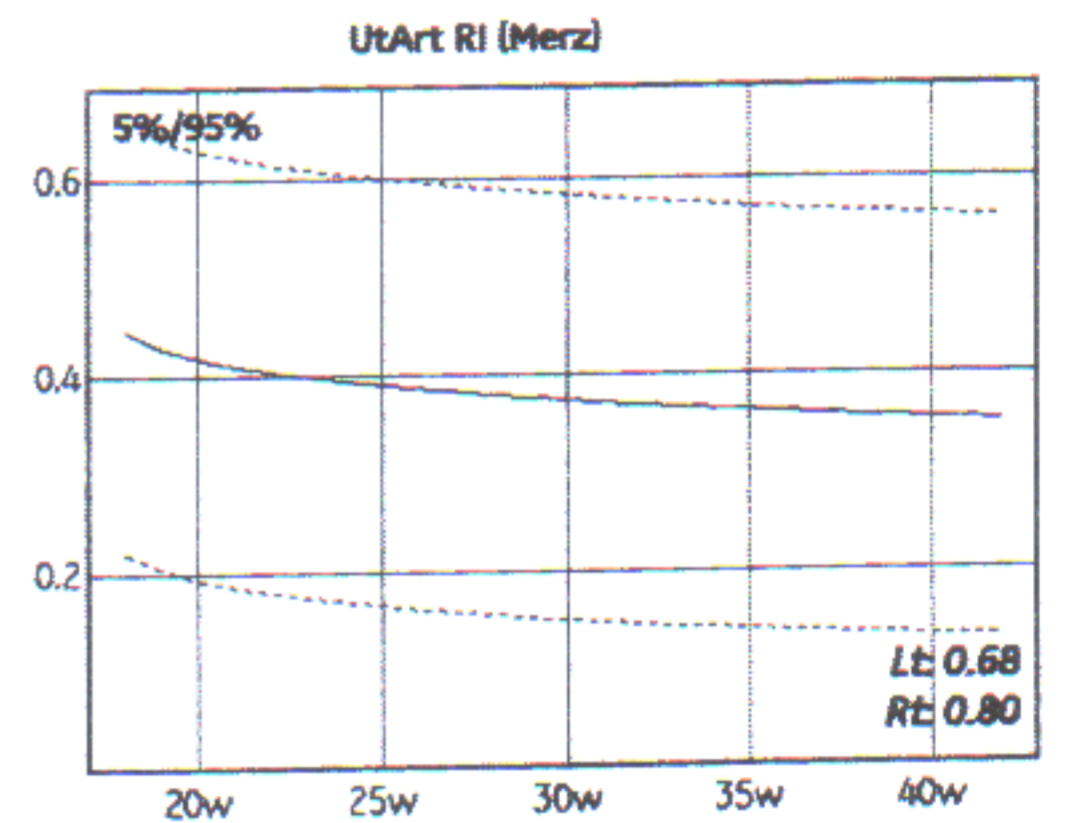
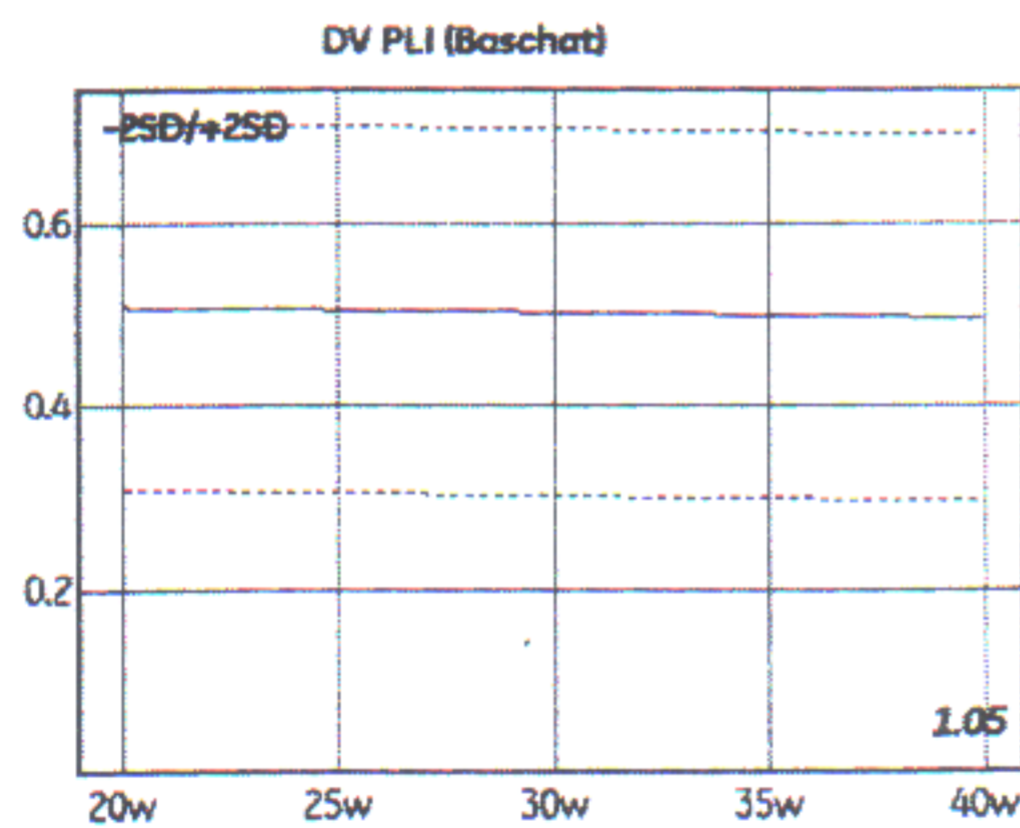
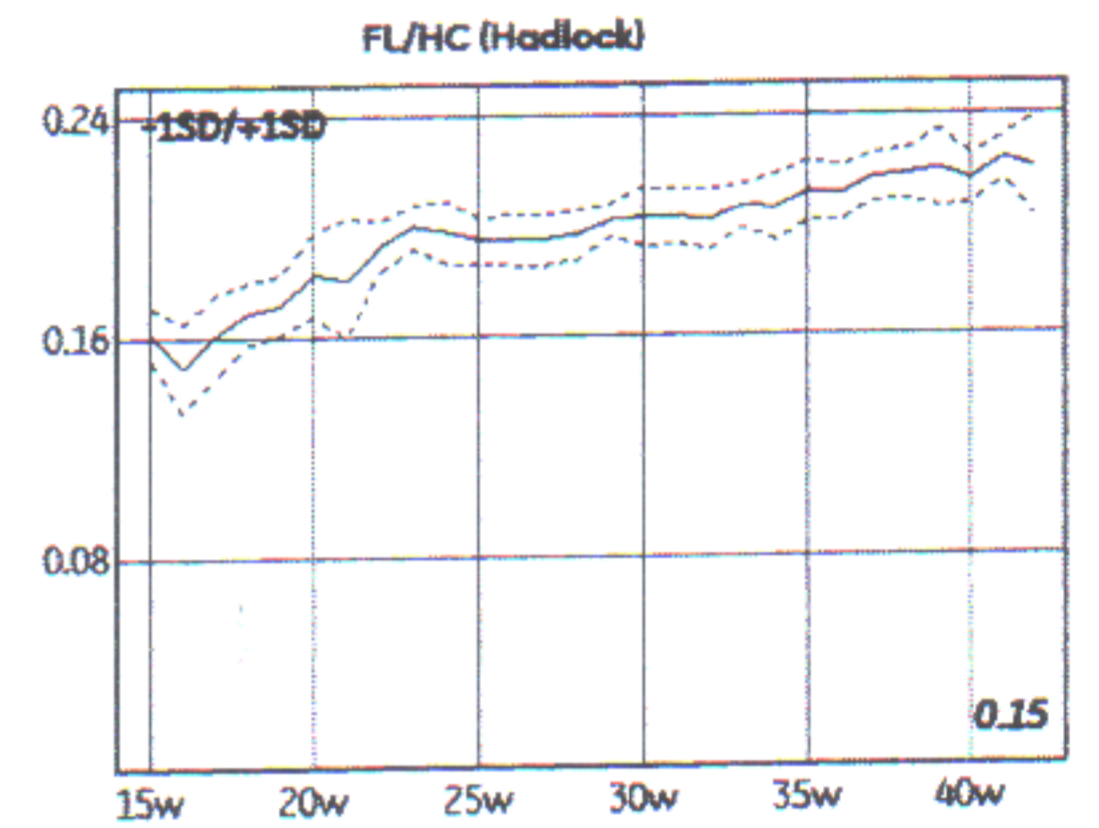
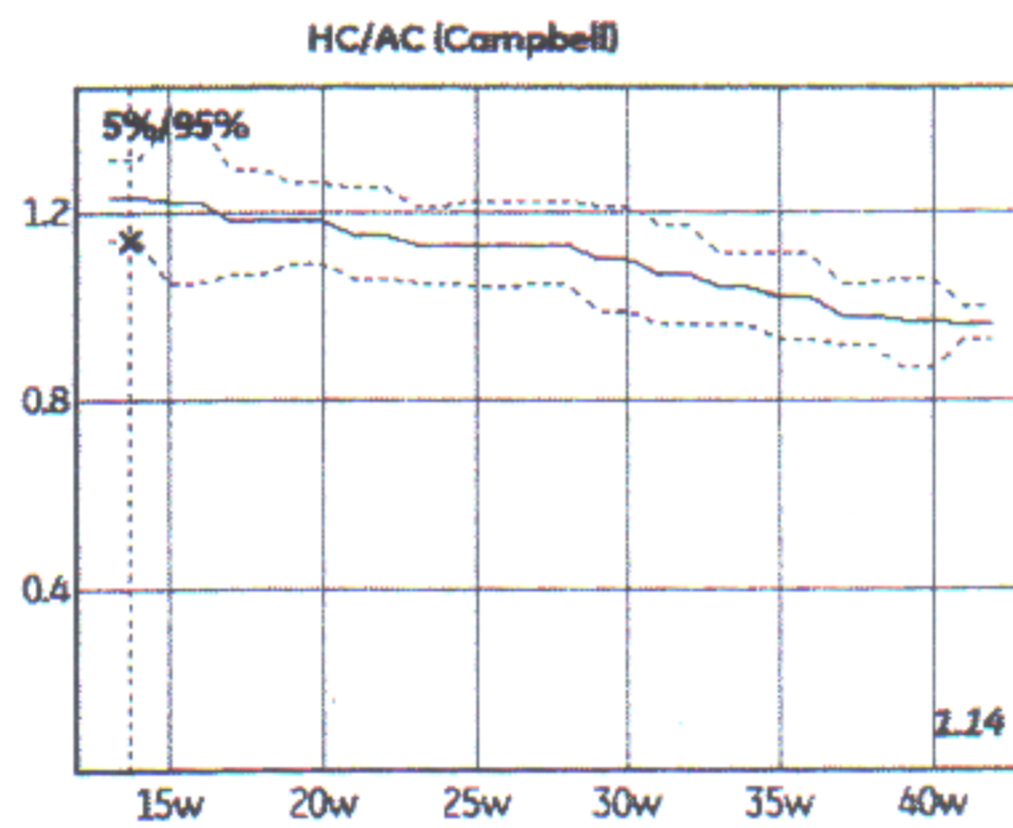
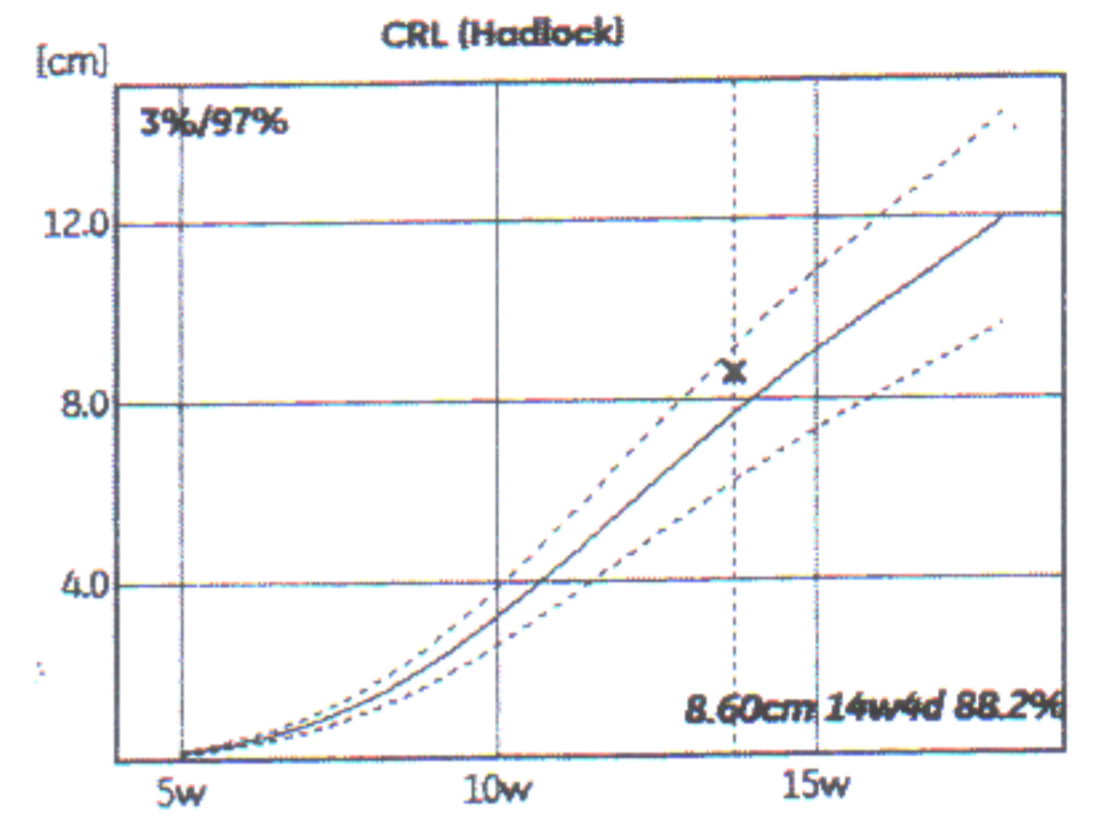
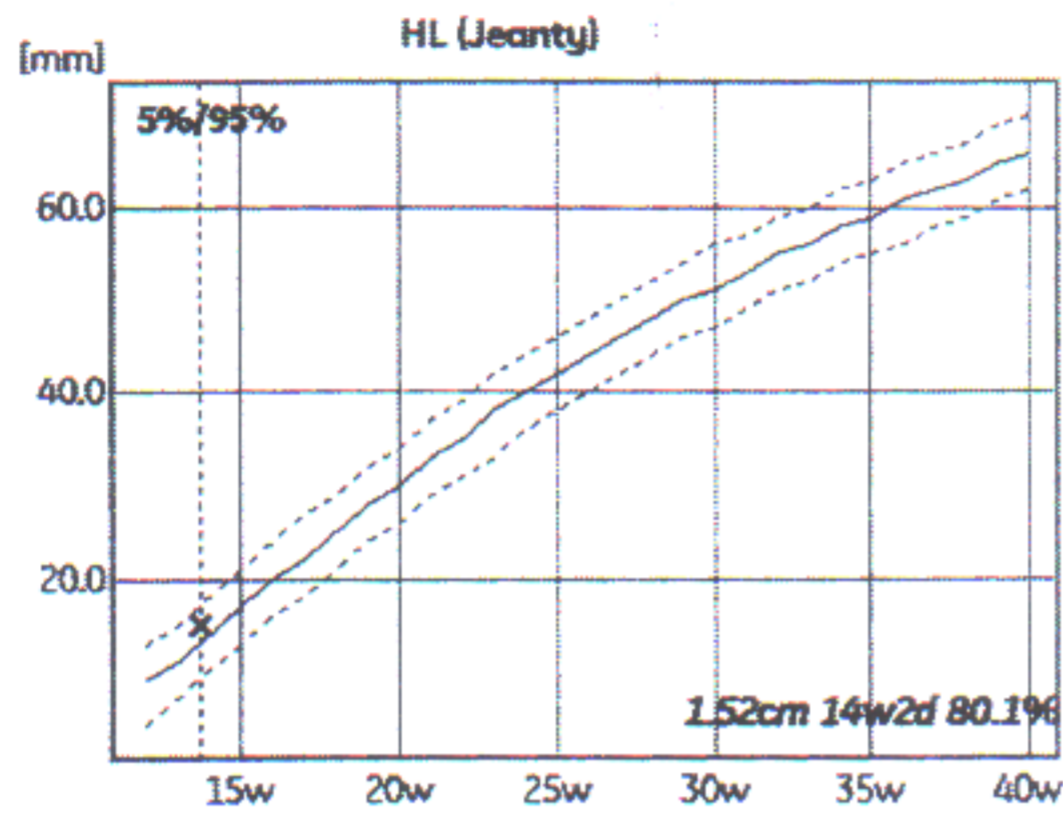
Name: Maria, Dragneva

Patient ID: E76354-23-02-24-1

Graph

GA Reference: GA(LMP)

Fetus: A

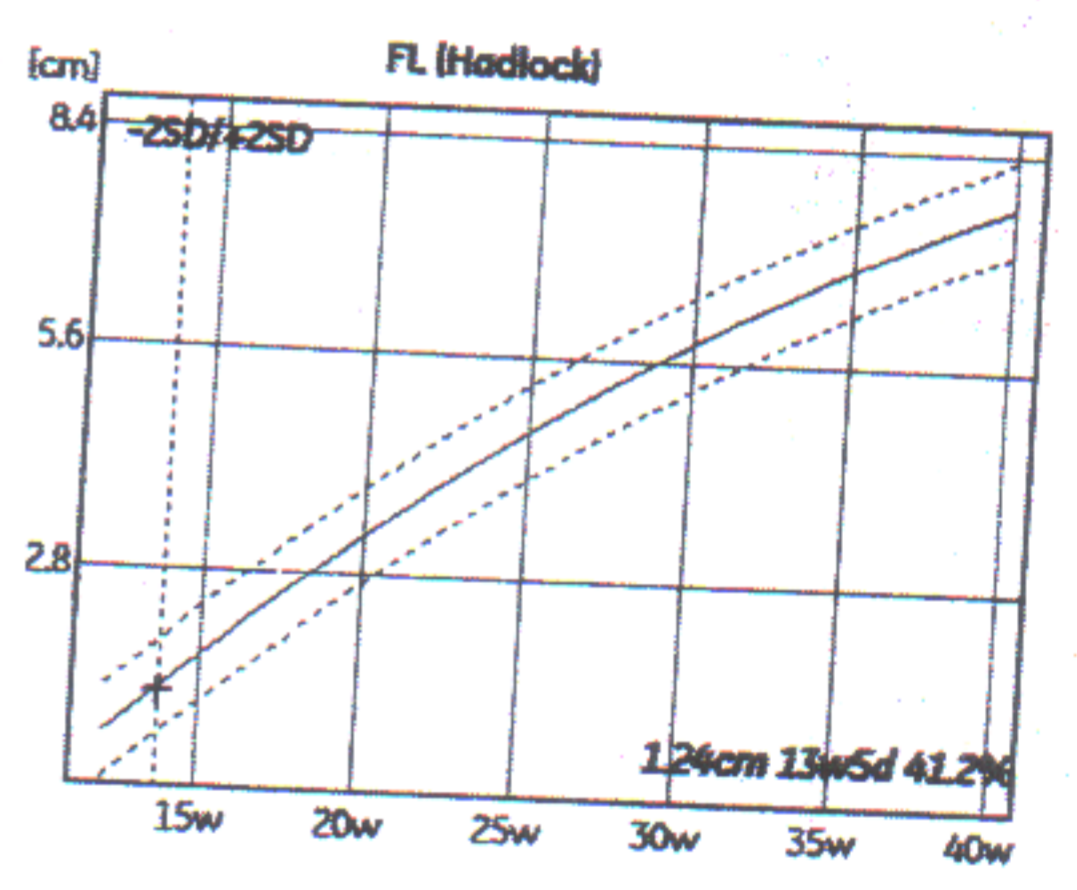
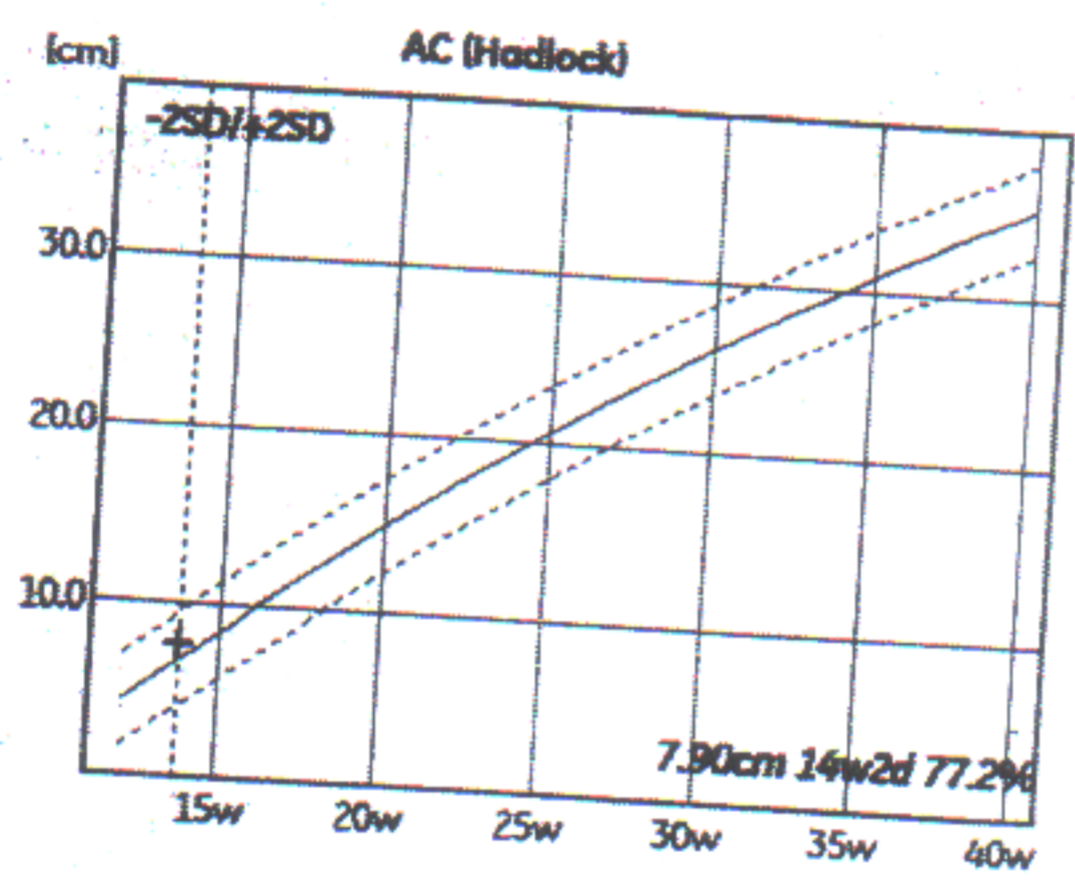
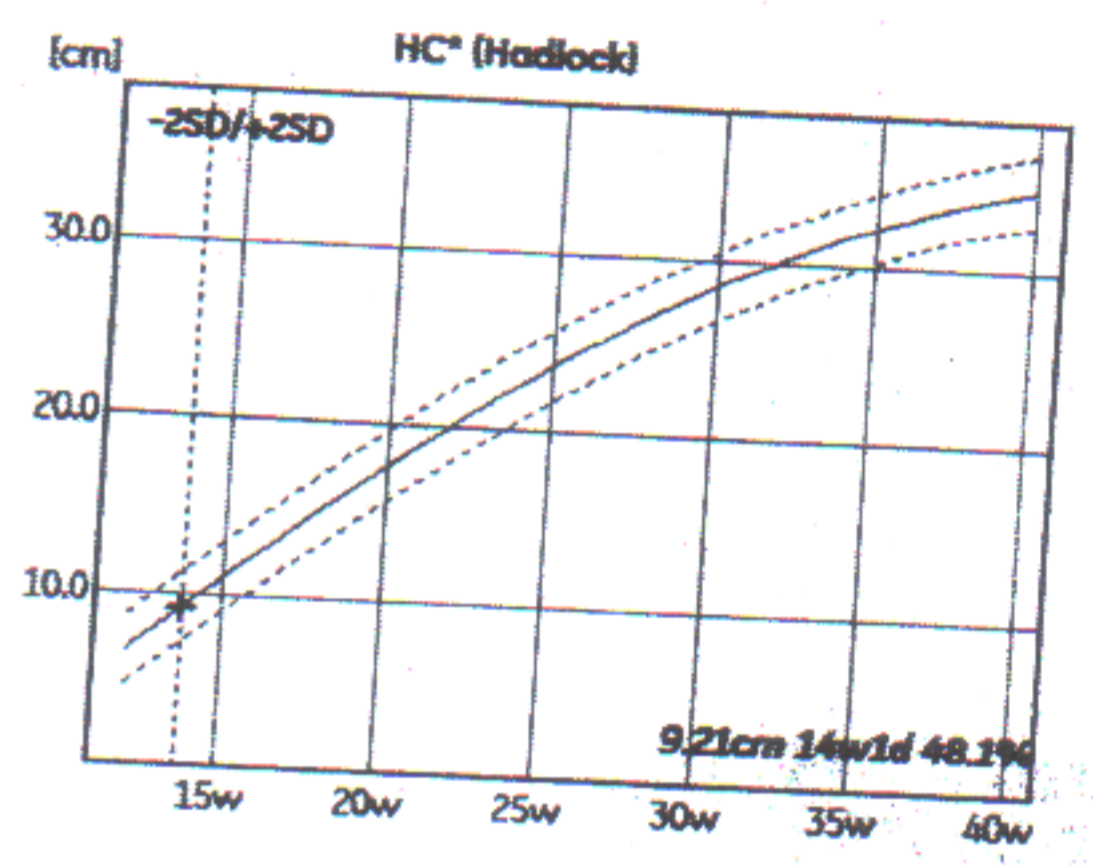
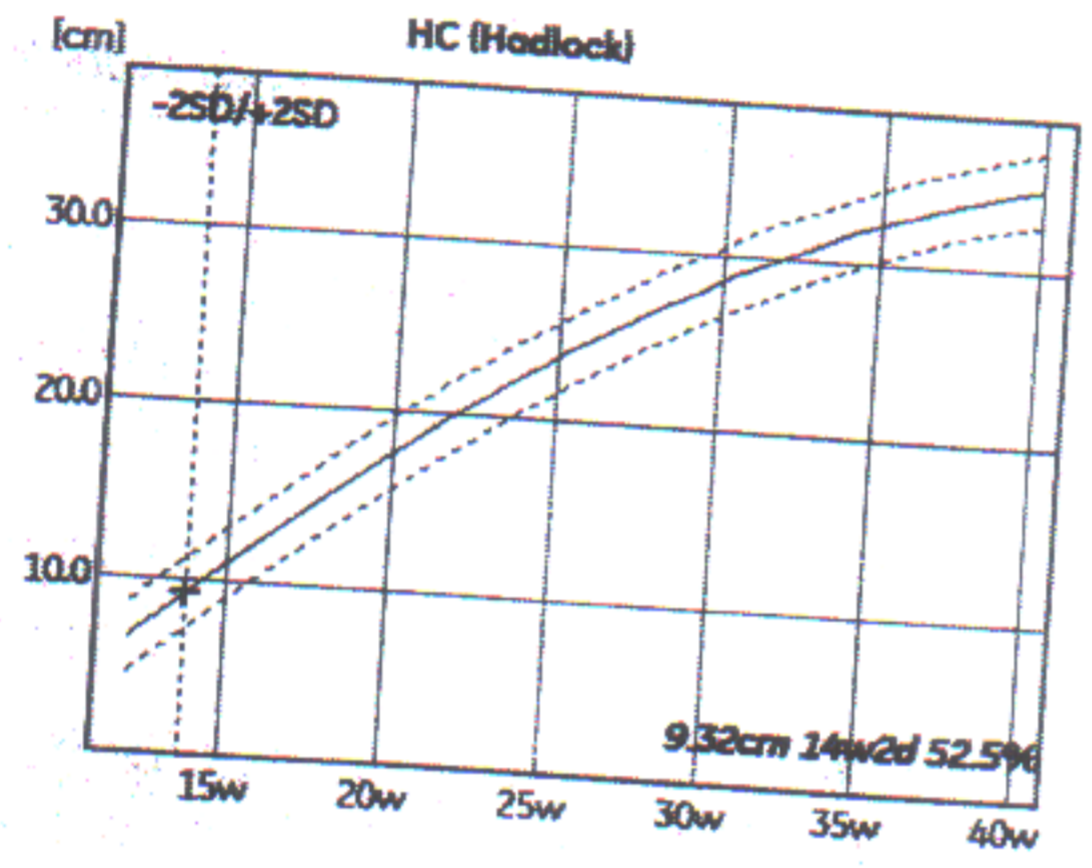
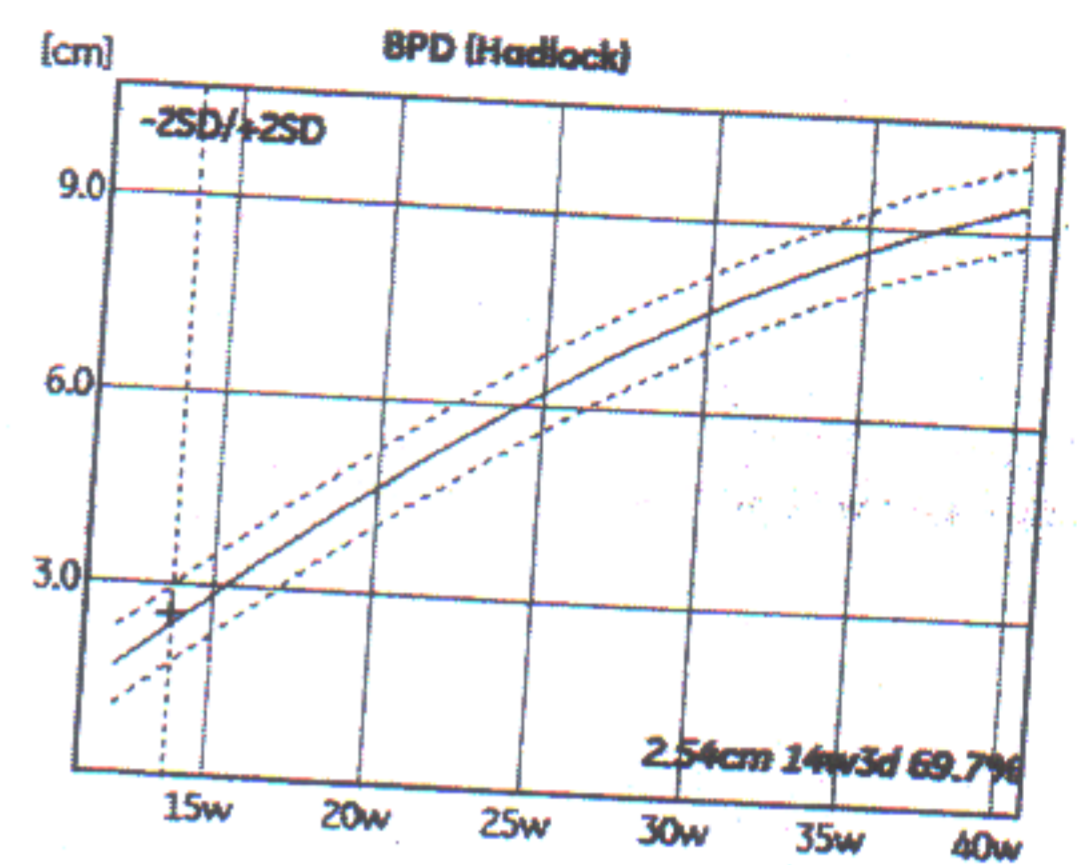
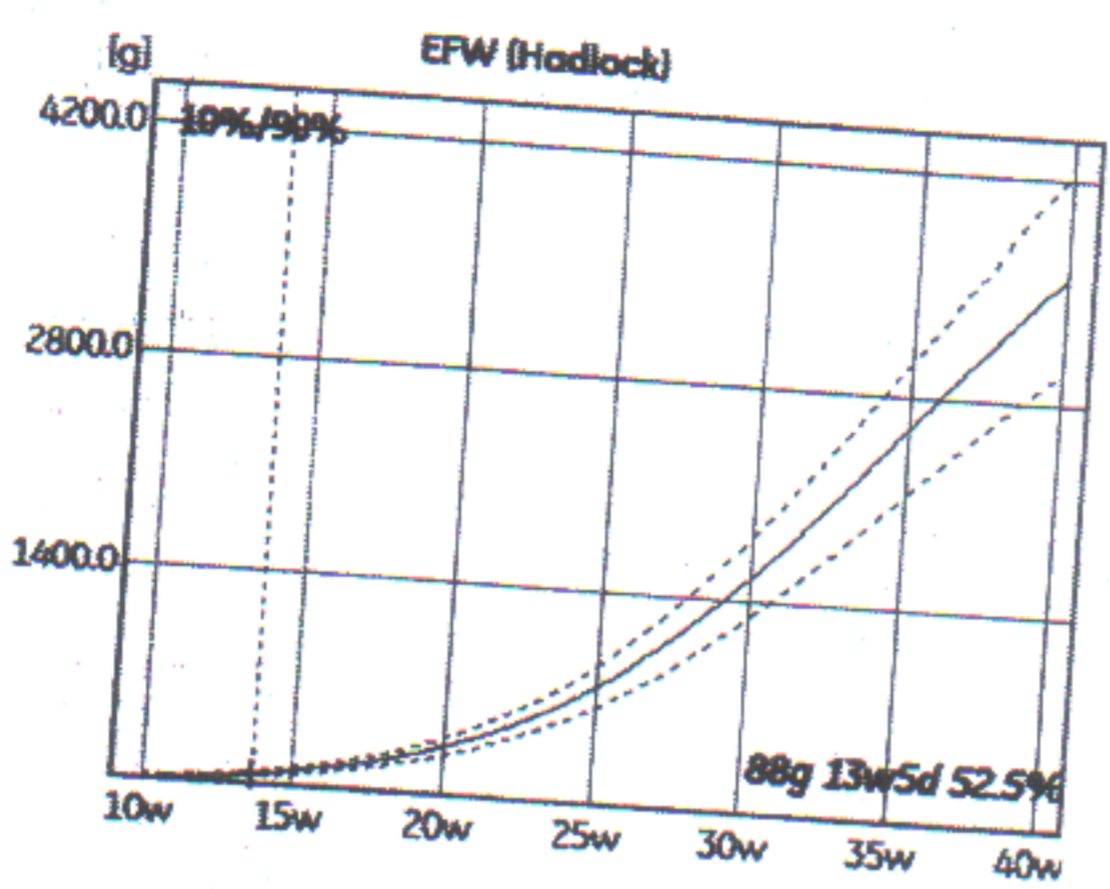


me: Maria, Dragneva

Patient ID: E76354-23-02-24-1

Fetus: B

GA Reference: GA(LMP)



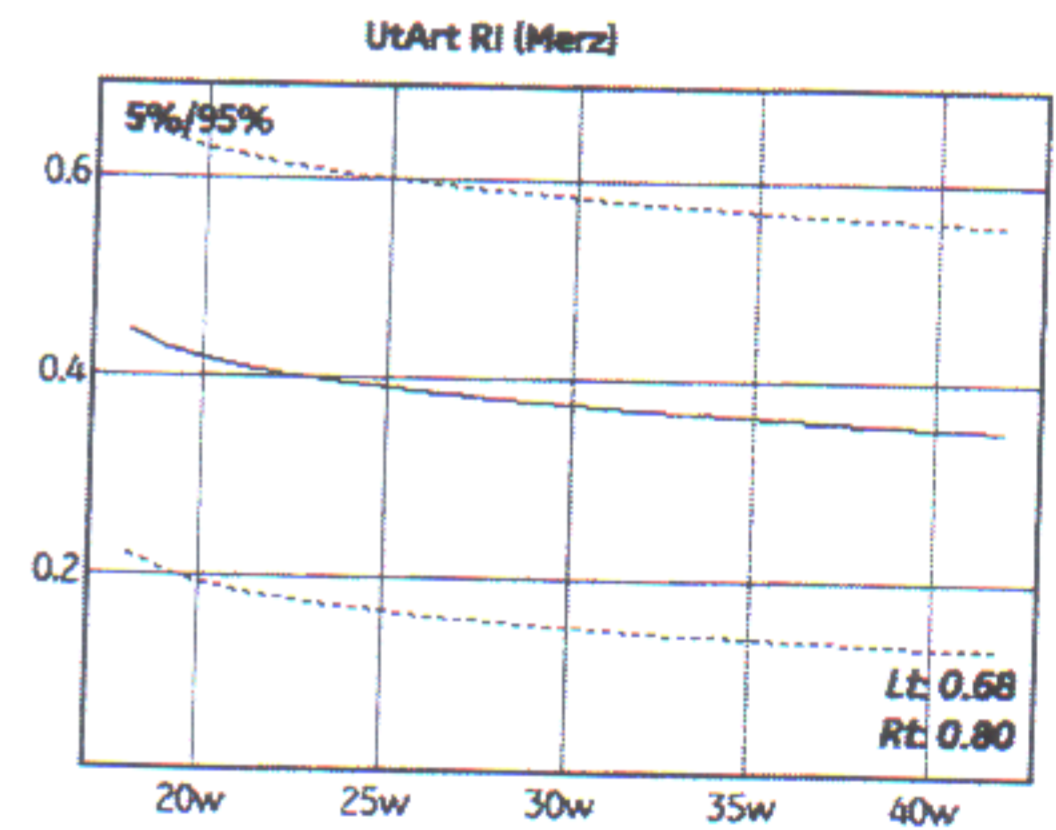
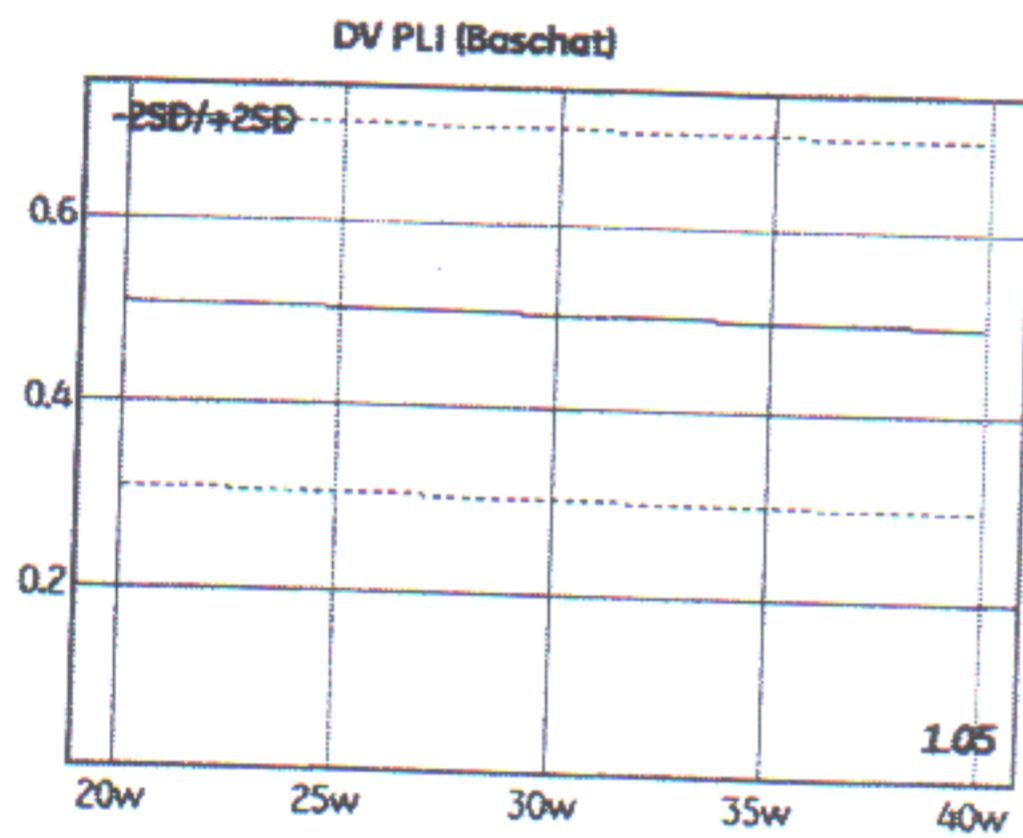
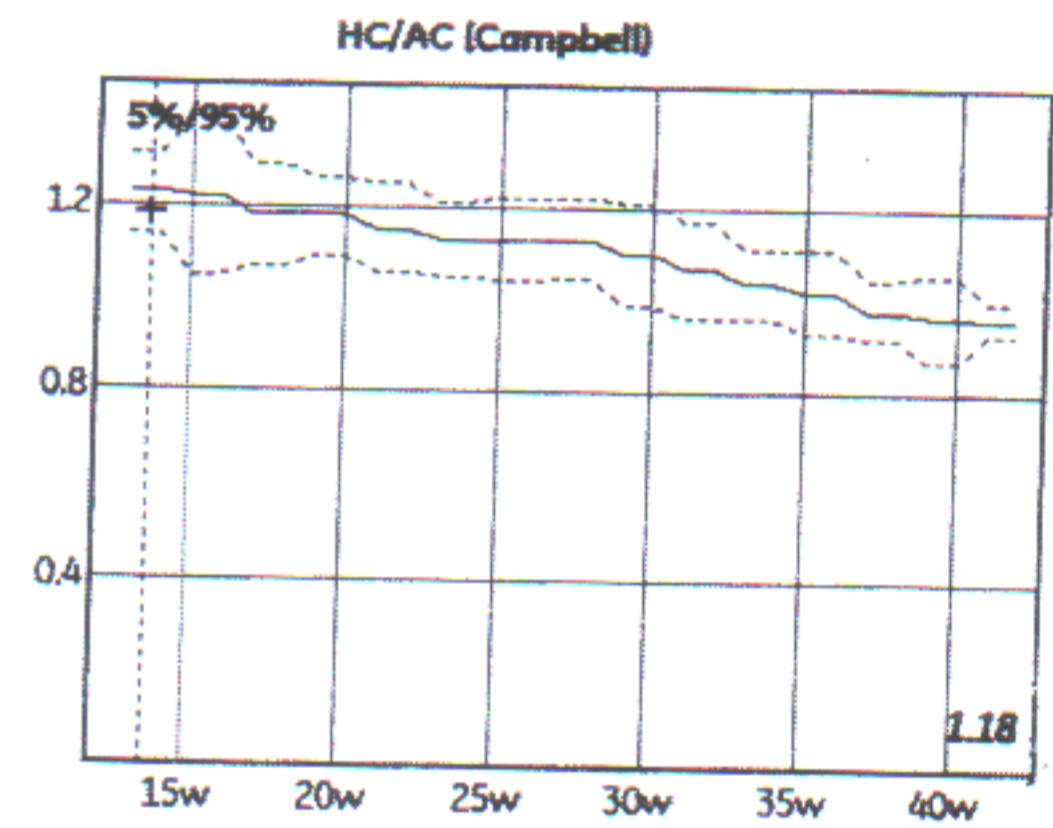
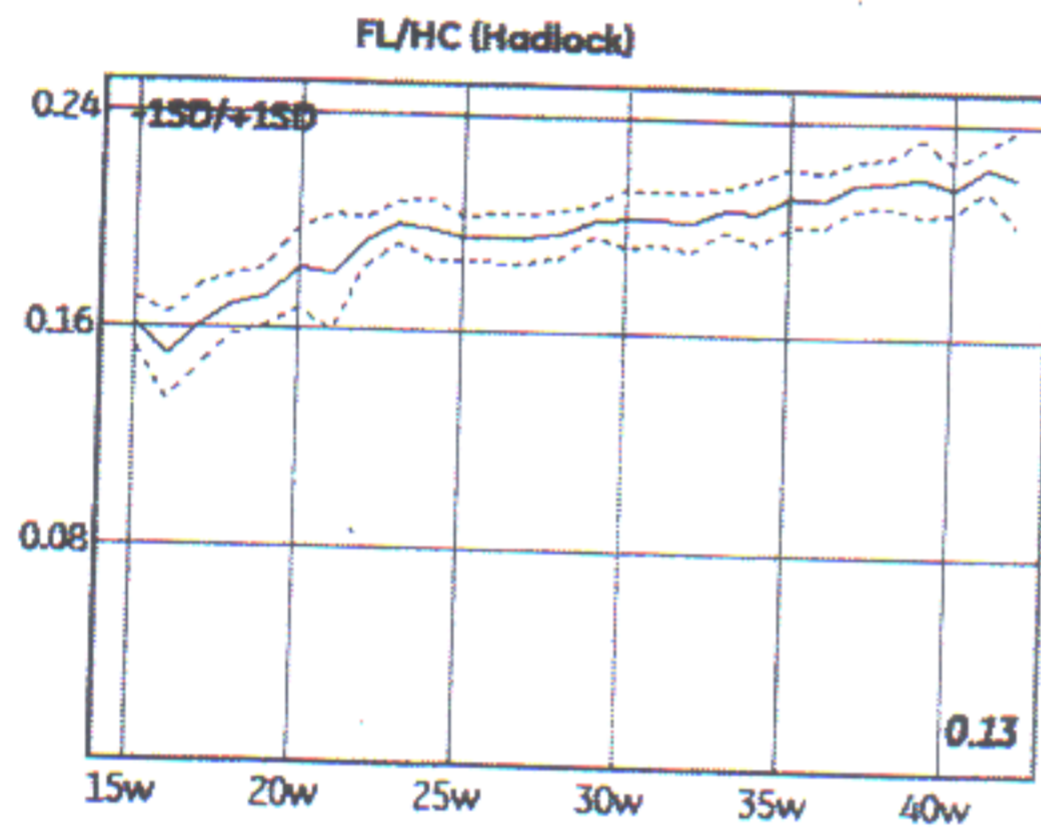
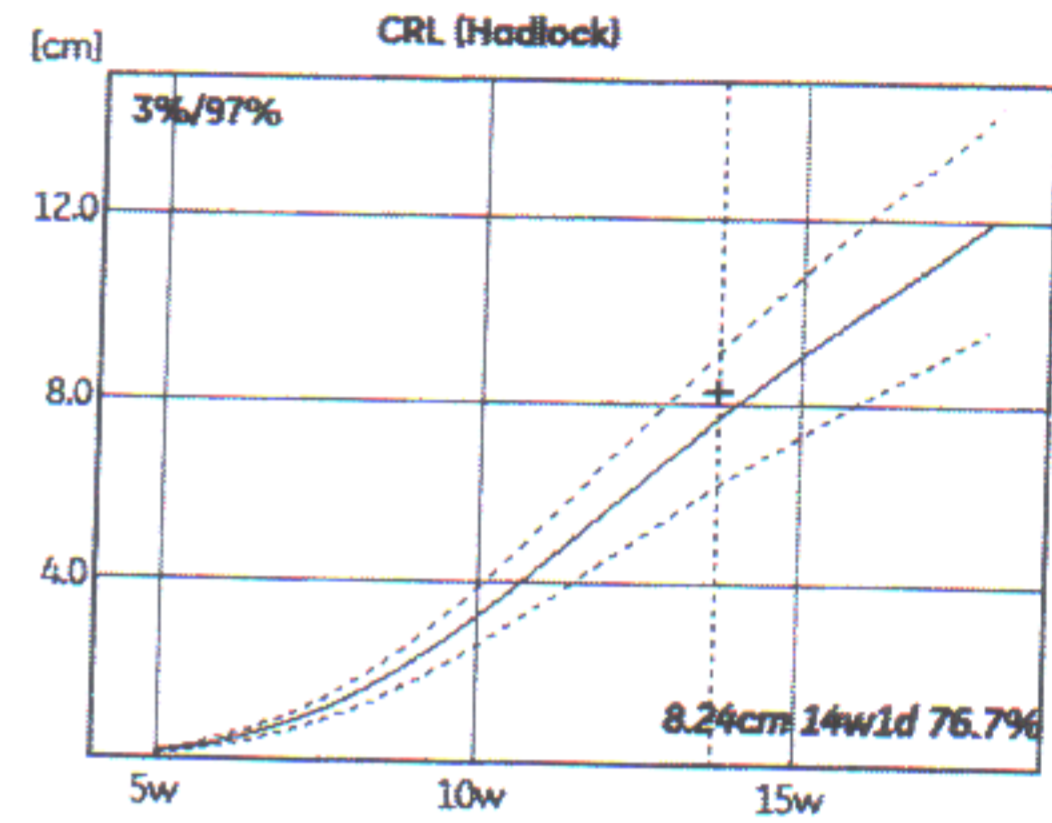
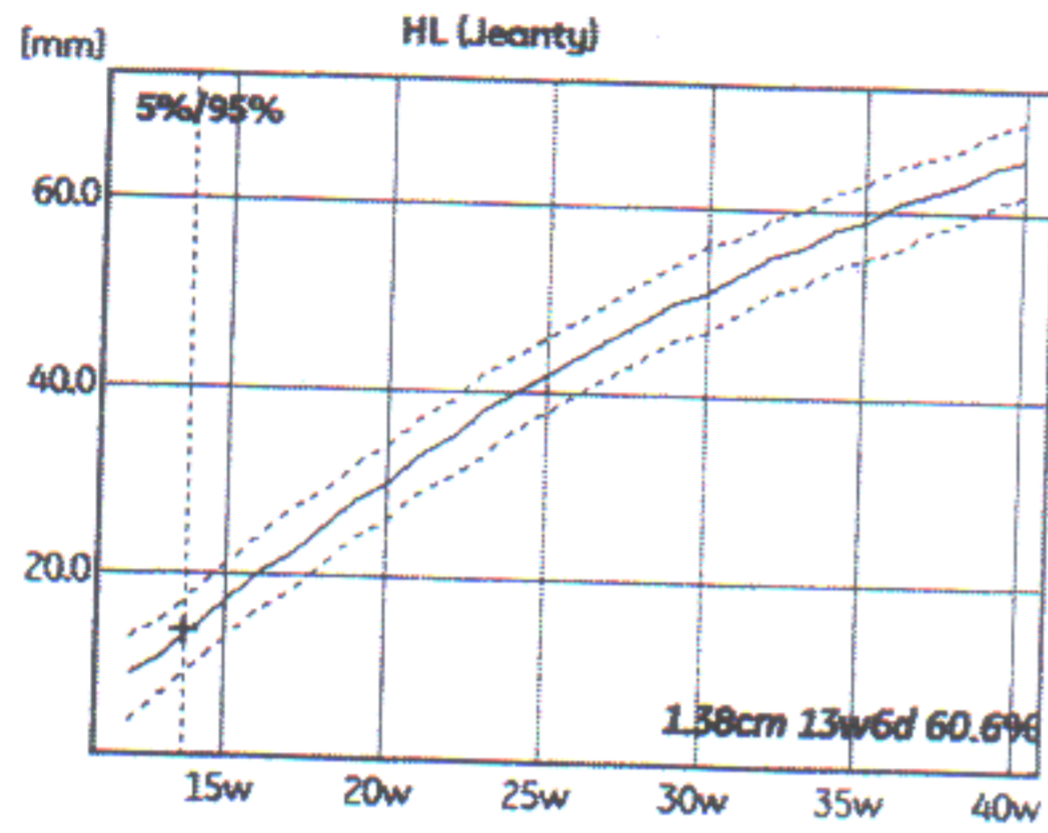
Name: Maria, Dragneva

Patient ID: E76354-23-02-24-1

Graph

GA Reference: GA(LMP)

Fetus: B



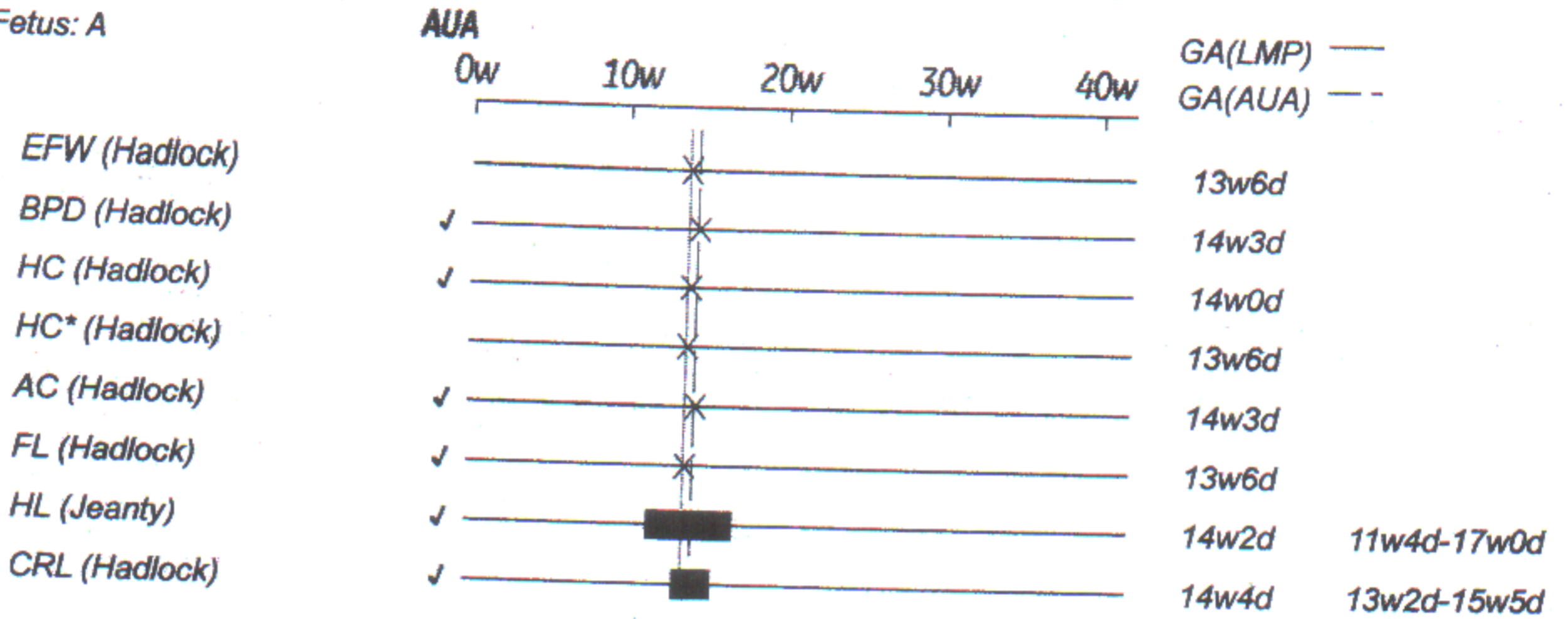


Name: **Maria, Dragneva**

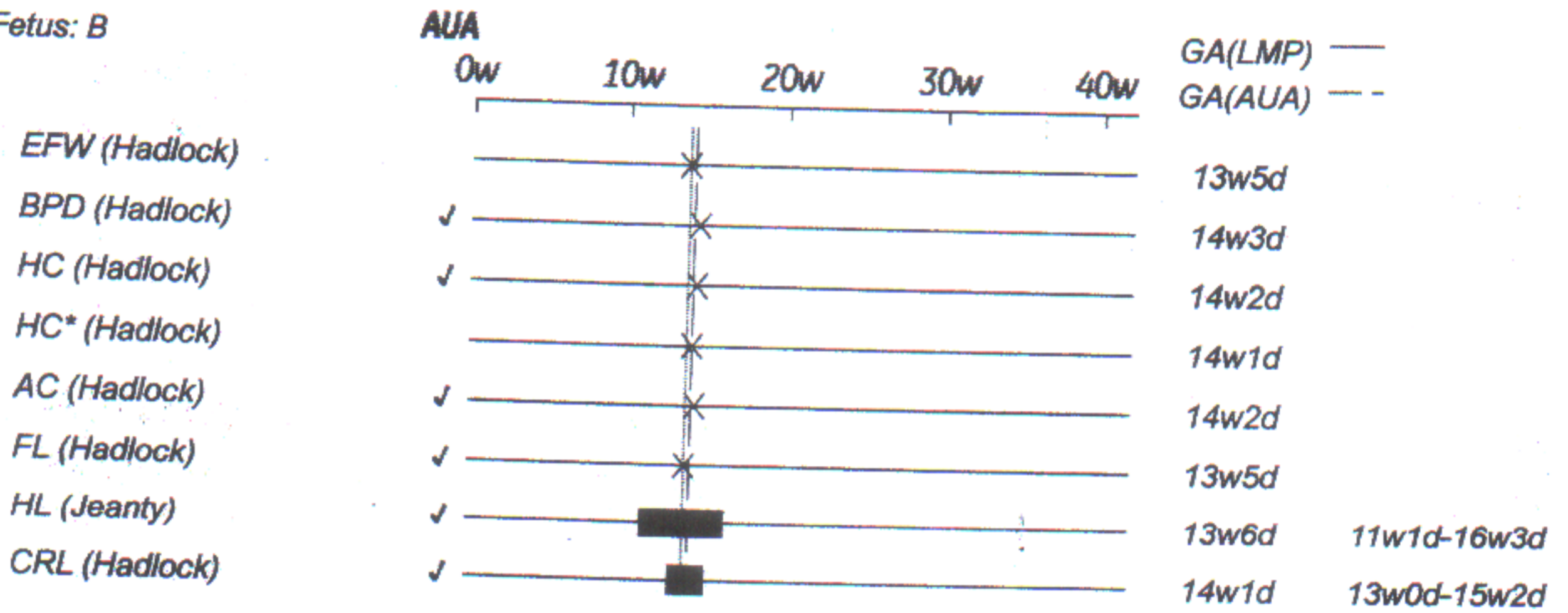
Patient ID: **E76354-23-02-24-1**

**Bar Graph**

Fetus: A



Fetus: B



**Fetus Compare**

	A	B
LMP:	20.11.2022	DOC:
		GA(LMP) 13w5d
		EDD(LMP) 27.08.2023
AUA	14w2d	14w1d
EDD(AUA)	23.08.2023	24.08.2023
EFW	91g	88g
EFW Ratio	100%	97%
EFW Discordance	0%	3%
BPD (Hadlock)	2.57 cm	2.54 cm
OFD (HC)	3.01 cm	3.30 cm
HC (Hadlock)	9.05 cm	9.32 cm
HC* (Hadlock)	8.78 cm	9.21 cm
AC (Hadlock)	7.97 cm	7.90 cm
FL (Hadlock)	1.32 cm	1.24 cm
HL (Jeanty)	1.52 cm	1.38 cm

Name: **Maria, Dragneva**

Patient ID: **E76354-23-02-24-1**

Fetus Compare		A	B	
LMP:	<b>20.11.2022</b>	DOC:	GA(LMP) <b>13w5d</b>	EDD(LMP) <b>27.08.2023</b>
CRL (Hadlock)		<b>8.60 cm</b>	<b>8.24 cm</b>	
NT		<b>1.80 mm</b>	<b>1.50 mm</b>	

2D Generic	Value	m1	m2	m3	m4	m5	m6	Met
Angle								avg
Ang.	<b>86.12 °</b>	<b>86.32</b>	<b>85.91</b>					

Date: **24.02.2023**

Perf. Physician: \_\_\_\_\_

Sonographer: 